



## EB3FX - Lincat FilterFlow FX Counter-top Automatic Fill Water Boiler - W 250 mm - 3.0 kW

Efficient both in its use of space and in its use of energy, the high-powered FilterFlow Automatic Water Boiler is perfect for busy staff rooms and anywhere where employees have to wait for the kettle to boil.

- ✓ Narrow 250mm footprint saves valuable counter space without compromising capacity or performance
- ✓ Built-in water filtration system improves water quality and reduces scale build-up. High volume, easy change FilterFlow cartridge
- ✓ Easily operated from a large, colour touchscreen display. Menu navigation is quick and easy with the temperature and timer simple to adjust
- ✓ Eco setting reduces the volume of boiling water by 50% for quieter periods. The intelligent predictive eco setting learns usage patterns and switches between eco mode and standard mode to deliver the required hot water output in the most economical way
- ✓ 7-day timer allows the boiler to be programmed to switch off overnight or at weekends to conserve energy
- ✓ Enhanced diagnostics identify possible causes. The on screen diagnostic information will enable the engineer to identify the parts needed and repair your water boiler at first visit

### Specifications

Summary		Power and Performance	
<b>Brand</b>	Lincat	<b>Total Power kW</b>	3.0
<b>Range</b>	FilterFlow	<b>Temperature Range °C</b>	70-98
<b>Series</b>	FX Counter-top Boiler	<b>IP Rating</b>	IP23
<b>Power Type</b>	Electric	<b>Hourly Output Litres</b>	31
<b>Unit Type</b>	Counter-top	<b>Hourly Output Cups</b>	155
<b>Available in UK Only</b>	No	<b>Temperature Control</b>	Electronic
<b>UK Warranty</b>	2 Years Parts and Labour Warranty		
<b>Export Warranty</b>	Contact your local dealer		
<b>GTIN</b>	5056105101376		

Key Specifications		Capacity	
<b>Outlet</b>	Single Tap	<b>Hot and Cold Water Output</b>	No
<b>Dispense Lock</b>	No	<b>Rapid Draw Off Litres</b>	11.0
		<b>Rapid Draw Off Cups</b>	55
		<b>Capacity Litres</b>	15.0

Weights and Dimensions		Supply Connections	
<b>Unit Height (External) mm</b>	596	<b>Requires Installation</b>	No
<b>Unit Width (External) mm</b>	250	<b>Requires Electrical Supply</b>	Yes
<b>Unit Depth (External) mm</b>	525	<b>UK 3 Pin Plug</b>	Yes
<b>Net Weight Kg</b>	13.4	<b>Requires Hardwiring</b>	No
		<b>Electrical Supply Rating Watts</b>	3,000
		<b>Single Phase Amps</b>	13
		<b>Single Phase Voltage</b>	230
		<b>Water Connection Pressure Bar</b>	6
		<b>Water Connection</b>	3/4"

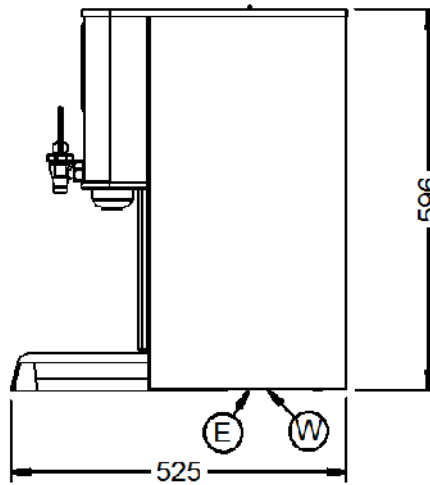
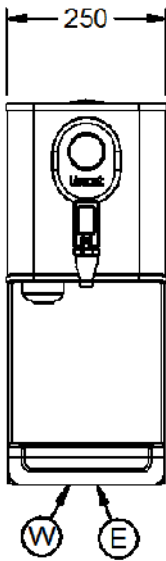
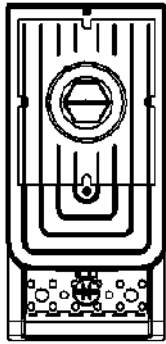
### Shipping

Packed Weight Kg	14.74
Packed Height cm	53
Packed Width cm	69.5
Packed Depth cm	36.6

### Available Accessories

BR55	EB3FX AND EB4FX WALL BRACKET
DP10	Descaler Powder
EBHF01	Lincat EB Hands Free Tap Adaptor
FC04	Filter Cartridge for Lincat FilterFlow Water Boiler

### Technical Picture





**Lincat Limited**

Whisby Road,  
Lincoln, LN6 3QZ,  
United Kingdom

**Company No:** 2175448

A member company of



**Customer Care**

**Tel:** +44 1522 875500  
**Email:** care@lincat.co.uk

**Export Customers**

**Tel:** +44 1522 875536  
**Email:** export@lincat.co.uk

**Opening Hours**

**Monday – Friday:**  
8.30am – 5pm